



Kindermann®
proudly presents



**Collaborate wirelessly –
simple and universal**

**Klick&Show
product family**



The series

Flexible, mobile and hybrid - bring the trend to the point.

Bring Your Own Device (BYOD) has now become established and is changing the way we present and work together today: wirelessly!

A further step is working in hybrid teams. Video conferencing belongs to the daily routine - not only in the office but also in the classroom. Here BYOM (Bring Your Own Meeting) comes into play: **The wireless use of video and audio equipment with your own devices and UC accounts such as Teams, Zoom, Webex etc.**

Kindermann Klick&Show fulfills all prerequisites that "New Work" requires. Easy to use - compatible with all common devices and operating systems - unique universal - can be used via transmitter, via software client, via app or natively via AirPlay.


Technical details and further information can be found on the product website:



to the product website
www.klickandshow.com/en



Conference BYOM



More information about K-FX available on **page 6**.

K-FX



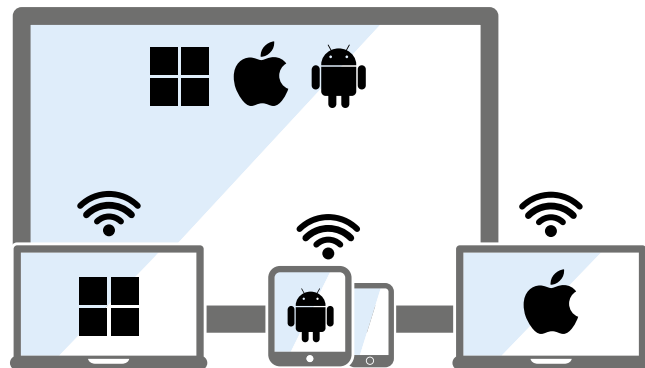
Features:

- ✓ **BYOM** (Bring Your Own Meeting) wireless conferencing via **Teams, Zoom, Webex**, etc.
- ✓ **BYOD** (Bring Your Own Device) wireless presentation
- ✓ Screensharing via **transmitter** - especially intuitive, simple: Klick&Show
- ✓ Screensharing via App for **Windows, macOS, Android** or via **AirPlay, Miracast, Cromecast**
- ✓ Simultaneous presentation (splitscreen) with up to **4 participants**
- ✓ Best picture quality: HDMI output in **4K60**



Presentation

BYOD



K-40

with transmitter - easy and quickly ready for use without software, ideal for meeting rooms with guests and restrictive IT.



K-WM

Use via **App, Airplay, Miracast** or **ChromeCast**. Ideal for closed, regular user groups with central software management.



Features:

- ✓ **BYOD** (Bring Your Own Device) wireless presentation
- ✓ Screensharing via **transmitter** - especially intuitive, simple: Klick&Show
- ✓ Screensharing via App for **Windows, macOS, Android** or via **AirPlay, Miracast, Chromecast**
- ✓ Simultaneous presentation (splitscreen) with up to **4 participants**
- ✓ Best picture quality: HDMI output in **4K60**

More information about K-40 available on **page 9**.

More information about K-WM available on **page 10**.

Features

Only for: **K-FX**



USB camera: Klick&Show is compatible with virtually all USB video sound bars, USB PTZ cameras or USB webcams.



USB audio: Klick&Show is compatible with virtually all USB conferencing solutions, e.g. speakerphones, video soundbars or room audio solutions with AEC (Advanced Echo Cancellation).

Common features only with: **K-40/K-FX**



Plug & Play: HDMI and USB-C transmitters work without software installation. Simply connect the transmitter and in just a few seconds you can present contents wirelessly and smoothly in brilliant Full HD resolution on the display.



Simple pairing: Klick&Show is ready for immediate use after unpacking. To pair additional transmitters with a base unit, they only need to be connected once via USB to the base unit.

Common features for all of them:

K-FX/K-40 & K-WM



Cross-platform: With Windows, macOS and Android, all common operating systems and platforms are natively supported. Apple devices can be connected via AirPlay. Miracast and Chromecast are available regardless of the platform used.



Whiteboard & Annotation: All the tools are available for a successful, interactive meeting. An integrated whiteboard app enables spontaneous brainstorming sessions and with the annotation function important points can be highlighted or commented.



Extended screen: Professional speakers will be pleased about the „Extended Desktop“ function, which allows, e.g., to run the PowerPoint presentation on the main screen, but the notebook display shows the speaker's view.



Low latency: Wireless, smooth transmission in excellent picture quality with Full HD resolution and low latency (about the blink of an eye), that is what distinguishes the Klick&Show products.



30 participants: More than 30 devices can be connected simultaneously to one base. In order to keep a better overview, Klick&Show supports you with a preview function.



Maintenance: Firmware upgrades can be downloaded simply and uncomplicated via OTA (Over-the-Air) update or for administrators via WebUI.



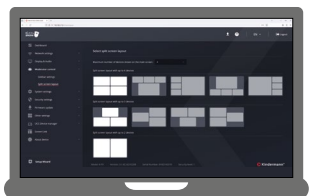
Network: Often there are separate networks for employees and guests or students and staff. The Klick&Show base has two physically separate network interfaces if the network separation is done hardware-related. One of the interfaces supports PoE.



Security: IT security is a top priority for Klick&Show. Besides a WLAN encryption with AES WPA2PSK authentication, also the data transmission is additionally encrypted with 256/1024 bits. The system can be adjusted according to your security requirements.



Web interface: The WebUI can be accessed via a browser and allows the local download of the software. Moderators keep control over the course of the meeting and administrators have the possibility to configure the entire system. The free **ManageTool** (page 14) supports administrators in the central management of all Klick&Show devices in the network.





Highlight features:



Touchback / Annotation & Whiteboard App

The touchback function of Klick&Show allows the comfortable remote control of your own computer via a connected touchscreen.

The Klick&Show Whiteboard App enables spontaneous brainstorming sessions and with the annotation function important points can be highlighted or commented.



Splitscreen

With Klick&Show, the simultaneous presentation of 2, 3 or 4 sources is possible thanks to 4K support, even in the best picture quality.

All features can also be found on the respective product pages on the website.



to the product website
www.klickandshow.com/en



BYOM -

(Bring Your Own Meeting)

Video conference in your meeting room

The nature of teamwork and how we exchange with colleagues has changed.

Bring Your Own Meeting (BYOM) is the logical consequence of the changing working method. Hybrid teams are standard today and new concepts are needed for spontaneous video conferences. Every meeting room or huddle space should be able to be used for this in the simplest way possible.

And this is, where Klick&Show K-FX comes into play. With the BYOM solution, the available USB video soundbars, cameras and speakerphones of the room can easily be used wirelessly with your own notebook.

Participation in the meeting takes place with your own notebook and your own UCC account, no matter whether via Teams, Zoom, Webex, Google or another provider.

The screen content of the notebook is mirrored wirelessly to the the display in the room, so all the other participants are there live.



Cross platform:



Highlight features:



BYOM (Bring Your Own Meeting)
wireless conferencing via
Teams, Zoom, Webex, etc.

BYOD (Bring Your Own Device)
wireless presentation

Screensharing via transmitter –
especially intuitive, simple:
Klick&Show

Screensharing via App for
Windows, macOS, Android or
via **AirPlay, Miracast, Chromcast**

Simultaneous presentation (splitscreen)
for up to **4 participants**

Best picture quality: HDMI output in **4K60**



HDMI kit

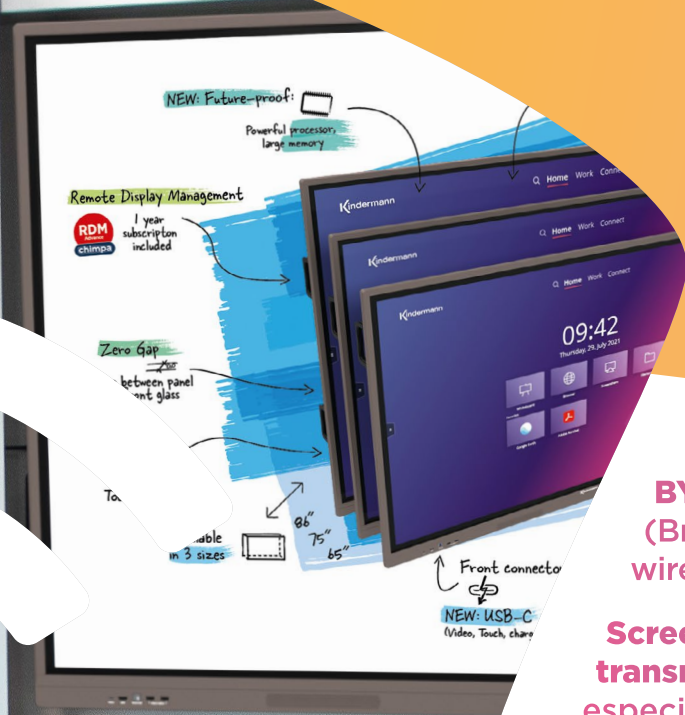


USB-C kit



K-FX

www.klickandshow.com/en/k-fx



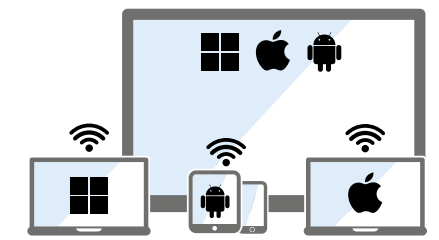
BYOD
(Bring Your Own Device)
wireless presentation

Screensharing via transmitter - especially intuitive, simple: Klick&Show

Screensharing via App for **Windows, macOS, Android** or via **AirPlay, Miracast, Chromecast**

Simultaneous presentation (splitscreen) for up to **4 participants**

Best picture quality: **HDMI output in 4K60**



K-40
www.klickandshow.com/en/k-40

BYOD -

(Bring Your Own Device)

Easy wireless presentation via transmitter

Mobility starts where the tangle of cables comes to an end.

No more missing cables, wrong interfaces and delays in meetings. **Klick&Show K-40** gives employees and guests the freedom to present content wirelessly, no matter what device they are using.

And this in the simplest way possible, without complicated configuration, software installation or waiting time.

Simply plug in the **transmitter** and present wirelessly or via smartphone or tablet using **Airplay**, **Miracast** or **Chromecast**.



HDMI kit



USB-C kit

Cross platform:



Highlight features:



wireless in the **educational environment** or in **companies**

Use in educational sector:

The classic frontal teaching is a method of the past.

Modern didactics believe that content becomes really comprehensible when all participants are involved and work together interactively.

Thanks to Klick&Show K-WM, teachers and students can present wirelessly to the large display and edit the content, regardless of the end device (laptop, tablet or smartphone) and operating system.

The result:

Increased attention, which means greater learning and teaching success - and ultimately more fun in the classroom.

Use in companies:

Many rooms, constant users, simple administration.

The majority of conference and meeting rooms in companies are mainly used internally. Accordingly, the price/performance ratio of the installed technology plays a decisive role.

This is where Klick&Show K-WM scores. The BYOD solution is exclusively software-based and can therefore be administered centrally with particular ease. The user software can be distributed centrally by the IT to the employees notebooks.



**Universal, wireless
presentation system
for exclusive use with
software clients**

BYOD
(Bring Your Own Device)
wireless presentation

Screensharing via App for
Windows, macOS, Android
or via **AirPlay, Miracast,
Chromecast**

Simultaneous presentation
(splitscreen) for up to
4 participants

Best picture quality:
HDMI output in **4K60**

*(not compatible with the
Klick&Show transmitters)*

Cross platform:



**Highlight
feature:**



K-WM

www.klickandshow.com/en/kwm

No matter which interface your computer has, we offer the suitable Klick&Show transmitter.



HDMI transmitter



The **Klick&Show HDMI transmitter** is connected to the HDMI output of a display device, e.g. a notebook.

It works like a display, connected by cable. Since no driver is necessary, pure playback devices such as images from cameras can be transmitted wirelessly.

The additional USB-A port provides the power supply and supports touchback function, which allows to control the computer remotely when a touch display is connected to the Klick&Show base.



Transmitters

The transmitters have an integrated WIFI module that works independently from the network connection of the computer.

USB-C transmitter



Today, many devices only have USB-C ports because this compact interface is a true all-rounder!

The **Klick&Show USB-C transmitter** works like a display that is connected by cable. Besides video and sound, the USB-C transmits also touchback to control a computer remotely when a touch display is connected with the Klick&Show base. And all this very simply via Plug & Play.



Transmitter

www.klickandshow.com/en/transmitter

Management tool

The ManageTool is available for all Klick&Show users free of charge.

The Klick&Show ManageTool is the perfect tool for the administration of Klick&Show systems in a network.

It supports administrators and facility managers in the administration, configuration and data backup of the Klick&Show.



Simple integration of all systems in the network

A comfortable search function facilitates the registration of the devices in the network.



Central pairing of transmitters

The ManageTool allows you to pair Klick&Show transmitters with the base without having to be physically present on site.

This simplifies the roll-out of new transmitters. At the same time it updates the firmware of the transmitters.



User management

Create as many users as you like with different authorisations.



Batch processing

Single unit or all units can be adapted via the batch function:

- Firmware updates
- Copy uniform configurations to different units
- Reboot
- Resetting the units to factory settings
- Change admin password of the unit
- Adjust security setting



Logical management

The ManageTool adapts to your corporate structure.

The devices can be assigned to organisational units, e.g. locations, network areas, etc.



ManageTool

www.klickandshow.com/en/management-tool

Accessories



TRAY

Storage for four transmitters



MIRACAST WIFI TRANSMITTER

Enables the use of Miracast on K-40/K-WM.



USB A/C Drive

USB stick with USB-A and USB-C interfaces in high-quality stainless steel housing, e.g. to provide the drivers for software-only operation.. Capacity 16 GB.



Accessories

www.klickandshow.com/en/zubehoer



• SIMPLE

THE UNIVERSAL BYOD SOLUTION

Make a wireless presentation: Quickly and easily connected, you save time and are efficient.

With the Kindermann Klick&Show presentation system, contents from laptops and mobile devices can easily be presented wirelessly.

• FLEXIBLE

OPTIMISED FOR YOUR SYSTEM!



Klick&Show is the BYOD product, that can be used **wirelessly** via software client, via app or natively via AirPlay, Miracast and Chromecast – **a true universal solution.**

• BYOM

USE OF PERSONAL UC ACCOUNTS

Klick&Show integrates existing video conferencing hardware, like an **USB camera** and a **speakerphone wirelessly** with the personal notebook and the personal **UC account** in **Teams, Zoom, Webex, Google Meet** and many other services.



to the product website
www.klickandshow.com/en